


# SWG – Spiral Wound Gaskets



Gaskets depending on the design fulfill:

- characteristic values according to EN 13555
- TA Luft according to VDI 2440
- BAM for oxygen applications

# Spiral wound gaskets

„Möller gaskets stand for highest quality at competitive prices. Our quality in spiral wound gaskets ensures reproducible sealing properties for you. This guarantees plant safety and availability“.

## Designs

The spiral-wound gasket is one of the most commonly used metal/ soft-material gaskets. It consists of alternating metal coils and a soft, non-metallic filling. The inner and outer coils are made of metal to strengthen the spiral at the inner and outer diameter. This design, in combination with the special V-shape of the spiral metal strip and the properties of the filling material, makes the spiral wound gasket the ideal gasket for applications with high demands from pressure and temperature. The application in pipelines and apparatus has been proven successful for many decades in the chemical and petrochemical industries, in oil and gas extraction and the transport industries as well as in valves and pumps. Due to the V-shape of the metallic winding tape, the spiral-wound gasket is the only gasket with significant resilience, even after long periods of operation.

Spiral wound gaskets are available in many different designs and material combinations. The four most common types are:

- without inner and outer ring type **MMD-SWG** for flanges with tongue and groove or as force shunt seal
- with centering ring (CR) type **MMD-SWG-CR-C/O** according to EN 1514-2 and EN 12560-2 (application not recommended, it is better to use an inner support ring to use)
- with inner ring (IR) or support ring type **MMD-SWG-IR**, for male/ female flanges
- with inner ring and centering ring type **MMD-SWG-CR-C/I** according to EN 1514-2 and EN 12560-2 for smooth flanges or flanges with sealing strips

### The centering ring offers the following advantages:

- Optimal positioning and facilitating of the correct centering of the gasket
- Increase of the radial stability and reduction of the „blow-out risk“
- Reduction of yielding in PTFE spiral wound gaskets

### The advantages of the inner ring are:

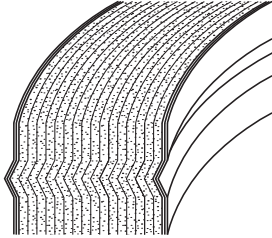
- support of the inside of the spiral and thus protection against „buckling“ inwards and loss of function of the gasket is absolutely necessary with windings made of PTFE and graphite
- Turbulence of the medium is reduced by filling the inner gap between the flanges

Spiral-wound gaskets are available in a wide range of material combinations with regard to the metal strip. If an inner ring is used, the material of the inner ring is usually that of the metallic spiral strip. The most common materials of the filler strip are graphite and PTFE, but fillings of asbestos-free fibrous materials and mica are also common. The centering ring is either made of the same material as the inner ring and the metallic winding strip or made of a cheaper material, usually galvanized or powder-coated sheet steel. Depending on the combination of spiral and filling materials spiral-wound gaskets can be used at pressures of up to 200 bar and temperatures of up to 1000 °C. Characteristic values of various material combinations are shown on page 5.

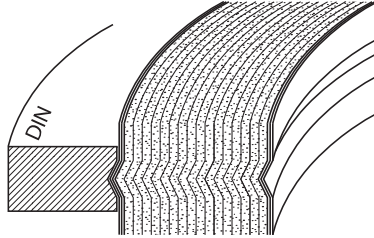
If no graphite can be used due to media incompatibility, or if media contamination by graphite is feared, it is possible to prevent this by using a spiral-wound gasket with EC zone. The use of this zone can prevent diffusion through the gasket or also serve to maintain the electrical conductivity of the insulating PTFE-windings (MMD-SWG-CR-IR-EC). The zones can be placed in the center or at the edges.

Due to the gasket design, easy assembly and disassembly is guaranteed. Diameters over 1000 mm should be avoided, because of the sensitivity of the spiral windings during handling.

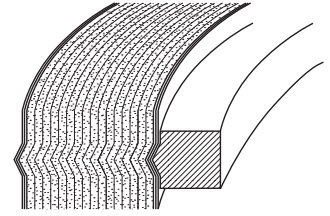
# Designs of the spiral wound gaskets



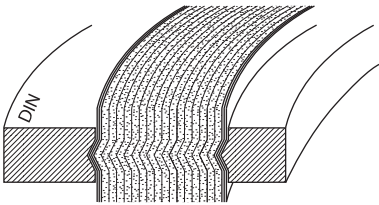
**MMD-SWG**  
Möller Metall-Dichtungen  
Spiral-Wound-Gasket



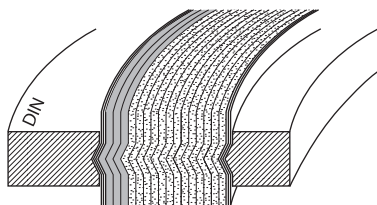
**MMD-SWG-CR(-C/O)**



**MMD-SWG-IR**



**MMD-SWG-CR-IR(-C/I)**



**MMD-SWG-CR-IR-EC**

## Our gasket are marked:

The marking is made near the outer edge with the following information:

Manufacturer's mark

DN

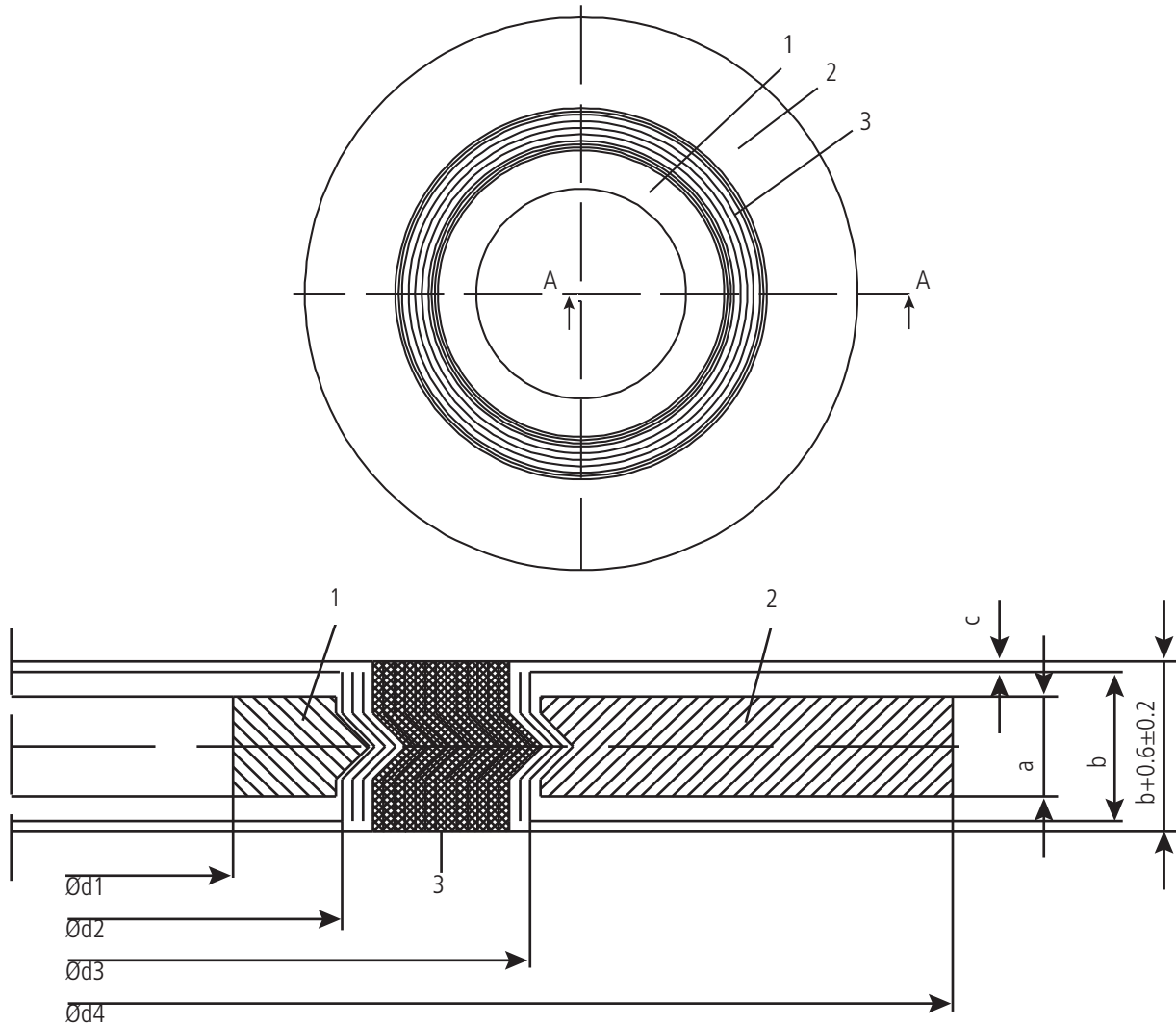
PN

Material designation

Batch or batch designation  
(number of the production lot)



# Spiral-wound gaskets with inner and outer ring



1 Inner ring | 2 Outer ring | 3 Sealing element (spiral strip + filler)

Materials and color code for gasket materials according to EN 1514-2, -4, -6, -7 and EN 12560-2, -6 with additions (common materials with material number in bold print)								
Material <sup>1)2)</sup>	Material number	Material group	Designation	Color code EN1514 <sup>3)</sup>	Hardness HB	Temperature in °C		Spec. weight g/cm <sup>3</sup>
						min.	max.	
Non-metallic material								
Chrysotile-asbestos <sup>4)</sup>			ASB	No stripes		-60	550	
PTFE / ePTFE			PTFE	White stripes		-200	230	
Mica (micaceous graphite)			Manufacturer designation	Pink stripes		-40	900	
More flexible graphite			F.G.	Grey stripes		-200	500	
Ceramics <sup>4)</sup>			CER	Light green stripes		-40	1.000	

# Spiral-wound gaskets - properties | Limit values

Properties and dimensions (mm)				
a	Thickness of the inner/outer ring (information from suppliers)	4 ±0.2 3 ±0.2 2 ±0.2		
	Thickness of the lacquer layer	0.08 ±0.12		
	Thickness of the material for the spiral of the sealing element (information from suppliers)	0.2 ±0.015		
	Thickness of filler (graphite/PTFE)   (information from suppliers)	0.5 ±0.05		
	Width of graphite and mica strips (unwound) (information from suppliers)	4.5 ±0.15 6.0 ±0.15 8.5 ±0.15 9.0 ±0.15		
	Width of PTFE strip (unwound) (information from suppliers)	4.0 ±0.3 5.5 ±0.3 8.0 ±0.3 8.5 ±0.3		
	Width of the metal strip (unwound) (information from suppliers)	4.0 +0.17/-0 5.0 +0.17/-0 7.5 +0.17/-0 8.0 +0.17/-0		
	b	Width of metallic spiral of the sealing element (profiled)	3.2 +0.3/-0 4.5 +0.3/-0 6.35+0.3/-0 7.2 +0.3/-0	
c			Soft material overhang	0.3 ± 0.1
			Number of idle windings on the outer diameter of the sealing element	3 bis 5
			Number of idle windings on the inner diameter of the sealing element	2 bis 3
	Number of welds on the inner and outer diameter of the sealing element	mind. 4		

Limit values of material combinations for spiral wound gaskets									
Material		Number	Recommended roughness of the sealing surfaces	Room temperature			Operating temperature		
				Surface pressure		E-modulus E <sub>D</sub>	Surface pressure		Tmax
				min.	max.				
Metal strip	Filling strip		µm	MPa (N/mm <sup>2</sup> )	MPa (N/mm <sup>2</sup> )		MPa (N/mm <sup>2</sup> )	MPa (N/mm <sup>2</sup> )	°C
Spiral not or only chambered on one side									
X6CrNiTi18-10	Fiber material	1.4541	25 - 50	50	150		65	110	400
X6CrNiTi18-10	Graphite	1.4541	12.5 - 50	50	150		60	100	500
X15CrNiSi20-12	Graphite	1.4828	12.5 - 50	50	180		60	130	500
X6CrNiTi18-10	PTFE	1.4541	25 - 50	30	150		45	120	280
X15CrNiSi20-12	Mica	1.4828	25 - 50	50	150		65	100	750
Spiral chambered on both sides due to gasket or flange shape									
X6CrNiTi18-10	Graphite	1.4541	12.5 - 50	50	300		60	150	500
X15CrNiSi20-12	Graphite	1.4828	12.5 - 50	50	300		60	100	650
X6CrNiTi18-10	PTFE	1.4541	25 - 50	30	300		45	220	280
X15CrNiSi20-12	Mica	1.4828	25 - 50	50	300		60	100	750

Values partly supplemented according to our experience.





# Spiral-wound gaskets for flanges according to ASME B16.5 and EN 1759-1

Dimensions for gaskets according to EN 12560-2 (ASME B16.20) for flanges according to EN 1759-1 (ASME B16.5) in Class 150, 300, 600, 900, 1500, 2500														
Nominal width		Sealing element							Centering ring					
		Outer Ø		Inner Ø					Outer Ø					
		Class												
DN	NPS	150 300 600	900 1500 2500	300	600	900	1500	2500	150	300	600	900	1500	2500
15 <sup>a)</sup>	1/2	31.8		19.1					47.8	54.1		63.5		69.9
20 <sup>a)</sup>	3/4	39.6		25.4					57.2	66.8		69.9		76.2
25 <sup>a)</sup>	1	47.8		31.8					66.8	73.2		79.5		85.9
32 <sup>a)</sup>	1 1/4	60.5		47.8		39.6			76.2	82.6		88.9		104.9
40 <sup>a)</sup>	1 1/2	69.9		54.1		47.8			85.9	95.3		98.6		117.6
50	2	85.9		69.9		58.7			104.9	111.3		143.0		146.1
65	2 1/2	98.6		82.6		69.9			124.0	130.3		165.1		168.4
80	3	120.7		101.6			95.3		136.7	149.4		168.4	174.8	196.9
100	4	149.4		127.0	120.7		117.6		174.8	181.1	193.8	206.5	209.6	235.0
125	5	177.8		155.7	147.6		143.0		196.9	215.9	241.3	247.7	254.0	279.4
150	6	209.6		182.6	174.8		171.5		222.3	251.0	266.7	289.1	282.7	317.5
200	8	263.7	257.3	233.4	225.6	222.3		215.9	279.4	308.1	320.8	358.9	352.6	387.4
250	10	317.5	311.2	287.3	274.6	276.4	266.7	270.0	339.9	362.0	400.1	435.1	435.1	476.3
300	12	374.7	368.3	339.9	327.2	323.9		317.5	409.7	422.4	457.2	498.6	520.7	549.4
350	14	406.4	400.1	371.6	362.0	355.6	362.0		450.9	485.9	492.3	520.7	577.9	
400	16	463.6	457.2	422.4	412.8		406.4		514.4	539.8	565.2	574.8	641.4	
450	18	527.1	520.7	474.7	469.9	463.6			549.4	596.9	612.9	638.3	704.9	
500	20	577.9	571.5	525.5	520.7		514.4		606.6	654.1	682.8	698.5	755.7	
600	24	685.8	679.5	628.7			616.0		717.6	774.7	790.7	838.2	901.7	

Dimensions in mm

a) Dimensions not suitable for slip-on and screwed flanges, consultation with manufacturer necessary



# Spiral-wound gaskets for flanges according to ASME B16.5 and EN 1759-1

Dimensions of the inner diameter of the inner ring according to EN 12560-2 for flanges according to EN 1759-1 (ASME B16.5) in Class 150, 300, 600, 900, 1500, 2500

Nominal width		Inner Ø of the gasket					
		Class					
		150	300	600	900	1500	2500
DN	NPS	mm	mm	mm	mm	mm	mm
15 <sup>a)</sup>	1/2	14.2					
20 <sup>a)</sup>	3/4	20.6					
25 <sup>a)</sup>	1	26.9					
32 <sup>a)</sup>	1 1/4	38.1			33.3		
40 <sup>a)</sup>	1 1/2	44.5			41.4		
50	2	55.6			52.3		
65	2 1/2	66.5			63.5		
80	3	81.0			78.7		
100	4	106.4		102.6		597.8	
125	5	131.8		128.3		124.5	
150	6	157.2		154.9		147.3	
200	8	215.9		205.7	196.9		
250	10	268.2		255.3	246.1		
300	12	317.5		307.3	292.		
350	14	349.3		342.9	320.8		
400	16	400.0		389.9	374.7	368.3	
450	18	449.3		438.2	425.5		
500	20	500.1		489.0	482.6	476.3	
600	24	603.3		590.6	590.6	577.9	

a) Dimensions not suitable for slip-on and screwed flanges, consultation with manufacturer necessary

# Spiral-wound gaskets for flanges according to ASME B16.5 and EN 1759-1

Minimum pipe wall thickness for flanges according to DIN EN 1759-1 (ASME B16.5) in Class 150, 300, 600, 900, 1500, 2500 for the use of inner rings, according to EN 12560-2							
Nominal width		Inner Ø of the gasket					
		Class					
DN	NPS	150	300	600	900	1500	2500
15 <sup>a)</sup>	1/2	Schedule 80					
20 <sup>a)</sup>	3/4						
25 <sup>a)</sup>	1						
32 <sup>a)</sup>	1 1/4	Schedule 40				Schedule 80	
40 <sup>a)</sup>	1 1/2	Schedule 40					
50	2						
65	2 1/2						
80	3						
100	4						
125	5						
150	6						
200	8			Schedule 30	Schedule 80		
250	10			Standard weight			
300	12	Schedule 10S			Schedule 80		
350	14						
400	16						
450	18						
500	20						
600	24						

# Maximum flange hole diameters

Maximum flange bore diameters for flanges according to EN 1759-1 (ASME B16.5) in Class 150, 300, 600, 900, 1500, 2500 for the use of spiral gaskets, according to EN 12560-2								
Nominal width		Inner Ø of the gasket						
		Class						
DN	NPS	150	300	600	900 <sup>1)</sup>	1500 <sup>1)</sup>	2500 <sup>1)</sup>	
15 <sup>a)</sup>	1/2	welding neck flanges (WN) <sup>2)</sup>			none use flanges Class 1500	none use flanges Class 1500 <sup>2)</sup>		
20 <sup>a)</sup>	3/4							
25 <sup>a)</sup>	1							
32 <sup>a)</sup>	1 1/4	slip-on flanges (SO) <sup>3)</sup> welding neck flanges (WN) <sup>2)</sup>			none use flanges Class 1500	none use flanges Class 1500 <sup>2)</sup>		
40 <sup>a)</sup>	1 1/2							
50	2							
65	2 1/2	independent of drilling			see DN100 to DN300 Class600	welding neck flanges (WN) with SW-bore (including longer projection, no slip-on flanges (SO))		
80	3	SO 3) and WN, independent of drilling						
100	4	slip-on flanges (SO) welding neck flanges (WN), independent of drilling						
125	5							
150	6							
200	8	welding neck flanges (WN) with Schedule 10-bore to ASME B36.19M, (including longer projection, no slip-on flanges (SO))			welding neck flanges (WN) with SW-bore (including longer projection, no slip-on flanges (SO))			
250	10							
300	12							
350	14							
400	16							
450	18							
500	20	independent of drilling			welding neck flanges (WN) with SW-bore (including longer projection, no slip-on flanges (SO))			
600	24							

<sup>1)</sup> Inner rings are required for seals Class 900 DN 600; Class 1500 DN 300 to DN 600; Class 2500 DN 100 to DN 300, these rings may be used up to 1.52 mm into the tube under unfavorable combination of max. bore, eccentric mounting and additional tolerances

<sup>2)</sup> In these sizes the gasket is suitable for a welding neck flange with standard wall thickness and bore, if gasket and flanges are concentrically mounted. This also applies to longer projections. It is the responsibility of the user to decide whether the gasket is suitable for flanges with a larger bore can be used

<sup>3)</sup> In these flanges, gaskets are only suitable for concentric assembly

# Spiral-wound gaskets according to ASME B16.47 for Series A flanges

Dimensions for spiral-wound gaskets according to ASME B16.20 for flanges according to ASME B 16.47 Series A

Nominal width NPS	Class 150			Class 300			Class 400			Class 600			Class 900																																																																																																																																																																																																																																																																																																																																																																																																																																																																																																																																																																																																																																																																																																																																																																																																																																																																																																		
	Dimensions of the sealing element Ø inner d1 (1) Ø Outer d2 (2)	Centering ring Ø Outer d3 (3)	Dimensions of the sealing element Ø inner d1 (1) Ø Outer d2 (2)	Centering ring Ø Outer d3 (3)	Dimensions of the sealing element Ø inner d1 (1) Ø Outer d2 (2)	Centering ring Ø Outer d3 (3)	Dimensions of the sealing element Ø inner d1 (1) Ø Outer d2 (2)	Centering ring Ø Outer d3 (3)	Dimensions of the sealing element Ø inner d1 (1) Ø Outer d2 (2)	Centering ring Ø Outer d3 (3)	Dimensions of the sealing element Ø inner d1 (1) Ø Outer d2 (2)	Centering ring Ø Outer d3 (3)	Dimensions of the sealing element Ø inner d1 (1) Ø Outer d2 (2)	Centering ring Ø Outer d3 (3)																																																																																																																																																																																																																																																																																																																																																																																																																																																																																																																																																																																																																																																																																																																																																																																																																																																																																																	
26	673.1	704.9	774.7	835.2	898.7	946.2	1003.3	1054.1	1117.6	1171.6	1231.9	1286.0	1346.2	1403.4	1454.2	1517.7	1585.8	1655.8	1733.6	1818.8	1909.9	1999.9	2099.9	2199.9	2299.9	2399.9	2499.9	2599.9	2699.9	2799.9	2899.9	2999.9	3099.9	3199.9	3299.9	3399.9	3499.9	3599.9	3699.9	3799.9	3899.9	3999.9	4099.9	4199.9	4299.9	4399.9	4499.9	4599.9	4699.9	4799.9	4899.9	4999.9	5099.9	5199.9	5299.9	5399.9	5499.9	5599.9	5699.9	5799.9	5899.9	5999.9	6099.9	6199.9	6299.9	6399.9	6499.9	6599.9	6699.9	6799.9	6899.9	6999.9	7099.9	7199.9	7299.9	7399.9	7499.9	7599.9	7699.9	7799.9	7899.9	7999.9	8099.9	8199.9	8299.9	8399.9	8499.9	8599.9	8699.9	8799.9	8899.9	8999.9	9099.9	9199.9	9299.9	9399.9	9499.9	9599.9	9699.9	9799.9	9899.9	9999.9																																																																																																																																																																																																																																																																																																																																																																																																																																																																																																																																																																																																																																																																																																																																																																																																									
28	723.9	755.7	831.9	898.7	952.5	1006.6	1060.7	1114.6	1168.5	1222.4	1276.3	1330.2	1384.1	1438.0	1491.9	1545.8	1599.7	1653.6	1707.5	1761.4	1815.3	1869.2	1923.1	1977.0	2030.9	2084.8	2138.7	2192.6	2246.5	2300.4	2354.3	2408.2	2462.1	2516.0	2569.9	2623.8	2677.7	2731.6	2785.5	2839.4	2893.3	2947.2	3001.1	3055.0	3108.9	3162.8	3216.7	3270.6	3324.5	3378.4	3432.3	3486.2	3540.1	3594.0	3647.9	3701.8	3755.7	3809.6	3863.5	3917.4	3971.3	4025.2	4079.1	4133.0	4186.9	4240.8	4294.7	4348.6	4402.5	4456.4	4510.3	4564.2	4618.1	4672.0	4725.9	4779.8	4833.7	4887.6	4941.5	4995.4	5049.3	5103.2	5157.1	5211.0	5264.9	5318.8	5372.7	5426.6	5480.5	5534.4	5588.3	5642.2	5696.1	5750.0	5803.9	5857.8	5911.7	5965.6	6019.5	6073.4	6127.3	6181.2	6235.1	6289.0	6342.9	6396.8	6450.7	6504.6	6558.5	6612.4	6666.3	6720.2	6774.1	6828.0	6881.9	6935.8	6989.7	7043.6	7097.5	7151.4	7205.3	7259.2	7313.1	7367.0	7420.9	7474.8	7528.7	7582.6	7636.5	7690.4	7744.3	7798.2	7852.1	7906.0	7959.9	8013.8	8067.7	8121.6	8175.5	8229.4	8283.3	8337.2	8391.1	8445.0	8498.9	8552.8	8606.7	8660.6	8714.5	8768.4	8822.3	8876.2	8930.1	8984.0	9037.9	9091.8	9145.7	9199.6	9253.5	9307.4	9361.3	9415.2	9469.1	9523.0	9576.9	9630.8	9684.7	9738.6	9792.5	9846.4	9900.3	9954.2	10008.1	10062.0	10115.9	10169.8	10223.7	10277.6	10331.5	10385.4	10439.3	10493.2	10547.1	10601.0	10654.9	10708.8	10762.7	10816.6	10870.5	10924.4	10978.3	11032.2	11086.1	11140.0	11193.9	11247.8	11301.7	11355.6	11409.5	11463.4	11517.3	11571.2	11625.1	11679.0	11732.9	11786.8	11840.7	11894.6	11948.5	12002.4	12056.3	12110.2	12164.1	12218.0	12271.9	12325.8	12379.7	12433.6	12487.5	12541.4	12595.3	12649.2	12703.1	12757.0	12810.9	12864.8	12918.7	12972.6	13026.5	13080.4	13134.3	13188.2	13242.1	13296.0	13349.9	13403.8	13457.7	13511.6	13565.5	13619.4	13673.3	13727.2	13781.1	13835.0	13888.9	13942.8	13996.7	14050.6	14104.5	14158.4	14212.3	14266.2	14320.1	14374.0	14427.9	14481.8	14535.7	14589.6	14643.5	14697.4	14751.3	14805.2	14859.1	14913.0	14966.9	15020.8	15074.7	15128.6	15182.5	15236.4	15290.3	15344.2	15398.1	15452.0	15505.9	15559.8	15613.7	15667.6	15721.5	15775.4	15829.3	15883.2	15937.1	15991.0	16044.9	16098.8	16152.7	16206.6	16260.5	16314.4	16368.3	16422.2	16476.1	16530.0	16583.9	16637.8	16691.7	16745.6	16799.5	16853.4	16907.3	16961.2	17015.1	17069.0	17122.9	17176.8	17230.7	17284.6	17338.5	17392.4	17446.3	17500.2	17554.1	17608.0	17661.9	17715.8	17769.7	17823.6	17877.5	17931.4	17985.3	18039.2	18093.1	18147.0	18200.9	18254.8	18308.7	18362.6	18416.5	18470.4	18524.3	18578.2	18632.1	18686.0	18739.9	18793.8	18847.7	18901.6	18955.5	19009.4	19063.3	19117.2	19171.1	19225.0	19278.9	19332.8	19386.7	19440.6	19494.5	19548.4	19602.3	19656.2	19710.1	19764.0	19817.9	19871.8	19925.7	19979.6	20033.5	20087.4	20141.3	20195.2	20249.1	20303.0	20356.9	20410.8	20464.7	20518.6	20572.5	20626.4	20680.3	20734.2	20788.1	20842.0	20895.9	20949.8	21003.7	21057.6	21111.5	21165.4	21219.3	21273.2	21327.1	21381.0	21434.9	21488.8	21542.7	21596.6	21650.5	21704.4	21758.3	21812.2	21866.1	21920.0	21973.9	22027.8	22081.7	22135.6	22189.5	22243.4	22297.3	22351.2	22405.1	22459.0	22512.9	22566.8	22620.7	22674.6	22728.5	22782.4	22836.3	22890.2	22944.1	22998.0	23051.9	23105.8	23159.7	23213.6	23267.5	23321.4	23375.3	23429.2	23483.1	23537.0	23590.9	23644.8	23698.7	23752.6	23806.5	23860.4	23914.3	23968.2	24022.1	24076.0	24129.9	24183.8	24237.7	24291.6	24345.5	24399.4	24453.3	24507.2	24561.1	24615.0	24668.9	24722.8	24776.7	24830.6	24884.5	24938.4	24992.3	25046.2	25100.1	25154.0	25207.9	25261.8	25315.7	25369.6	25423.5	25477.4	25531.3	25585.2	25639.1	25693.0	25746.9	25800.8	25854.7	25908.6	25962.5	26016.4	26070.3	26124.2	26178.1	26232.0	26285.9	26339.8	26393.7	26447.6	26501.5	26555.4	26609.3	26663.2	26717.1	26771.0	26824.9	26878.8	26932.7	26986.6	27040.5	27094.4	27148.3	27202.2	27256.1	27310.0	27363.9	27417.8	27471.7	27525.6	27579.5	27633.4	27687.3	27741.2	27795.1	27849.0	27902.9	27956.8	28010.7	28064.6	28118.5	28172.4	28226.3	28280.2	28334.1	28388.0	28441.9	28495.8	28549.7	28603.6	28657.5	28711.4	28765.3	28819.2	28873.1	28927.0	28980.9	29034.8	29088.7	29142.6	29196.5	29250.4	29304.3	29358.2	29412.1	29466.0	29519.9	29573.8	29627.7	29681.6	29735.5	29789.4	29843.3	29897.2	29951.1	30005.0	30058.9	30112.8	30166.7	30220.6	30274.5	30328.4	30382.3	30436.2	30490.1	30544.0	30597.9	30651.8	30705.7	30759.6	30813.5	30867.4	30921.3	30975.2	31029.1	31083.0	31136.9	31190.8	31244.7	31298.6	31352.5	31406.4	31460.3	31514.2	31568.1	31622.0	31675.9	31729.8	31783.7	31837.6	31891.5	31945.4	31999.3	32053.2	32107.1	32161.0	32214.9	32268.8	32322.7	32376.6	32430.5	32484.4	32538.3	32592.2	32646.1	32699.9	32753.8	32807.7	32861.6	32915.5	32969.4	33023.3	33077.2	33131.1	33185.0	33238.9	33292.8	33346.7	33400.6	33454.5	33508.4	33562.3	33616.2	33670.1	33724.0	33777.9	33831.8	33885.7	33939.6	33993.5	34047.4	34101.3	34155.2	34209.1	34263.0	34316.9	34370.8	34424.7	34478.6	34532.5	34586.4	34640.3	34694.2	34748.1	34802.0	34855.9	34909.8	34963.7	35017.6	35071.5	35125.4	35179.3	35233.2	35287.1	35341.0	35394.9	35448.8	35502.7	35556.6	35610.5	35664.4	35718.3	35772.2	35826.1	35880.0	35933.9	35987.8	36041.7	36095.6	36149.5	36203.4	36257.3	36311.2	36365.1	36419.0	36472.9	36526.8	36580.7	36634.6	36688.5	36742.4	36796.3	36850.2	36904.1	36958.0	37011.9	37065.8	37119.7	37173.6	37227.5	37281.4	37335.3	37389.2	37443.1	37497.0	37550.9	37604.8	37658.7	37712.6	37766.5	37820.4	37874.3	37928.2	37982.1	38036.0	38089.9	38143.8	38197.7	38251.6	38305.5	38359.4	38413.3	38467.2	38521.1	38575.0	38628.9	38682.8	38736.7	38790.6	38844.5	38898.4	38952.3	39006.2	39060.1	39114.0	39167.9	39221.8	39275.7	39329.6	39383.5	39437.4	39491.3	39545.2	39599.1	39653.0	39706.9	39760.8	39814.7	39868.6	39922.5	39976.4	40030.3	40084.2	40138.1	40192.0	40245.9	40299.8	40353.7	40407.6	40461.5	40515.4	40569.3	40623.2	40677.1	40731.0	40784.9	40838.8	40892.7	40946.6	40999.9	41053.8	41107.7	41161.6	41215.5	41269.4	41323.3	41377.2	41431.1	41485.0	41538.9	41592.8	41646.7	41700.6	41754.5	41808.4	41862.3	41916.2	41970.1	42024.0	42077.9	42131.8	42185.7	42239.6	42293.5	42347.4	42401.3	42455.2	42509.1	42563.0	42616.9	42670.8	42724.7	42778.6	42832.5	42886.4	42940.3	42994.2	43048.1	43102.0	43155.9	43209.8	43263.7	43317.6	43371.5	43425.4	43479.3	43533.2	43587.1	43641.0	43694.9	43748.8	43802.7	43856.6	43910.5	43964.4	44018.3	44072.2	44126.1	44180.0	44233.9	44287.8	44341.7	44395.6	44449.5	44503.4	44557.3	44611.2	44665.1	44719.0	44772.9	44826.8	44880.7	44934.6	44988.5	45042.4	45096.3	45150.2	45204.1	45258.0	45311.9	45365.8	45419.7	45473.6	45527.5	45581.4	45635.3	45689.2	45743.1	45797.0	45850.9	45904.8	45958.7	46012.6	46066.5	46120.4	46174.3	46228.2	46282.1	46336.0	46389.9	46443.8	46497.7	46551.6	46605.5	46659.4	46713.3	46767.2	46821.1	46875.0	46928.9	46982.8	47036.7	47090.6	47144.5	47198.4	47252.3	47306.2	47360.1	47414.0	47467.9	47521.8	47575.7	47629.6	47683.5	47737.4	47791.3	47845.2	47899.1	47953.0	48006.9	48060.8

# Spiral wound gaskets according to ASME B16.47 for flanges series B

Nominal width NPS	Class 150			Class 300			Class 400			Class 600			Class 900		
	Dimensions of the sealing element		Centering ring	Dimensions of the sealing element		Centering ring	Dimensions of the sealing element		Centering ring	Dimensions of the sealing element		Centering ring	Dimensions of the sealing element		Centering ring
	Ø inner d1 (1)	Ø Outer d2 (2)	Ø Outer d3	Ø inner d1 (1)	Ø Outer d2 (2)	Ø Outer d3 (3)	Ø inner d1 (1)	Ø Outer d2 (2)	Ø Outer d3 (3)	Ø inner d1 (1)	Ø Outer d2 (2)	Ø Outer d3 (3)	Ø inner d1 (1)	Ø Outer d2 (2)	Ø Outer d3 (3)
26	673.1	698.5	725.4	673.1	711.2	771.7	666.8	698.5	746.3	663.7	714.5	765.3	692.2	749.3	838.2
28	723.9	749.3	776.2	723.9	762.0	825.5	714.5	749.3	800.1	704.9	755.7	819.2	743.0	800.1	901.7
30	774.7	800.1	827.0	774.7	812.8	886.0	765.3	806.5	857.3	778.0	828.8	879.6	806.5	857.3	958.9
32	825.5	850.9	881.1	825.5	863.6	939.8	812.8	860.6	911.4	831.9	882.7	933.5	863.6	914.4	1016.0
34	876.3	908.1	935.0	876.3	914.4	993.9	866.9	911.4	962.2	889.0	939.8	997.0	920.8	971.6	1073.2
36	927.1	958.9	987.6	927.1	965.2	1047.8	917.7	965.2	1022.4	939.8	990.6	1047.8	946.2	997.0	1124.0
38	974.9	1009.7	1044.7	1009.7	1047.8	1098.6	971.6	1022.4	1073.2	990.6	1041.4	1104.9	1035.1	1085.9	1200.2
40	1022.4	1063.8	1095.5	1060.5	1098.6	1149.4	1025.7	1076.5	1127.3	1047.8	1098.6	1155.7	1098.6	1149.4	1251.0
42	1079.5	1114.6	1146.3	1111.3	1149.4	1200.2	1076.5	1127.3	1178.1	1104.9	1155.7	1219.2	1149.4	1200.2	1301.8
44	1124.0	1165.4	1197.1	1162.1	1200.2	1251.0	1130.3	1181.1	1231.9	1162.1	1212.9	1270.0	1206.5	1257.3	1368.6
46	1181.1	1224.0	1255.8	1216.2	1254.3	1317.8	1193.8	1244.6	1289.1	1212.9	1263.7	1327.2	1270.0	1320.8	1435.1
48	1231.9	1270.0	1306.6	1263.7	1311.4	1368.6	1244.6	1295.4	1346.2	1270.0	1320.8	1390.7	1320.8	1371.6	1485.9
50	1282.7	1325.6	1357.4	1317.8	1355.9	1419.4	1295.4	1346.2	1403.4	1320.8	1371.6	1447.8	-	-	-
52	1333.5	1376.4	1408.2	1368.6	1406.7	1470.2	1346.2	1397.0	1454.2	1371.6	1422.4	1498.6	-	-	-
54	1384.3	1422.4	1463.8	1403.4	1454.2	1530.4	1403.4	1454.2	1517.7	1428.8	1479.6	1555.8	-	-	-
56	1444.8	1478.0	1514.6	1479.6	1524.0	1593.9	1454.2	1505.0	1568.5	1479.6	1530.4	1612.9	-	-	-
58	1500.1	1528.8	1579.6	1535.2	1573.3	1655.8	1505.0	1555.8	1619.3	1536.7	1587.5	1663.7	-	-	-
60	1557.3	1586.0	1630.4	1589.0	1630.4	1706.6	1568.5	1619.3	1682.8	1593.9	1644.7	1733.6	-	-	-

Dimensions in mm

- (1) Inner diameter (d1) - tolerance of NPS 26-34 ± 0.8 mm, tolerance of NPS 36-60 ± 1.3 mm
- (2) Outer diameter (d2) - tolerance of from NPS 26-60 ± 1.5 mm
- (3) Outer diameter centering ring (d3) - tolerance ± 0.8 mm
- (4) There are no flanges from NPS 50 and larger

# Inner rings according to ASME B16.47 - flanges form A and B

Inner ring dimensions for spiral-wound seals - ASME B16.47 - Series A					
Nominal width	Class				
NPS	150	300	400	600	900 <sup>(1)</sup>
26	654.1	654.1	660.4	647.7	660.4
28	704.9	704.9	711.2	698.5	711.2
30	755.7	755.7	755.7	755.7	768.4
32	806.5	806.5	812.8	812.8	812.8
34	857.3	857.3	863.6	863.6	863.6
36	908.1	908.1	917.7	917.7	920.8
38	958.9	952.5	952.5	952.5	1009.7
40	1009.7	1003.3	1003.3	1009.7	1060.5
42	1060.5	1054.1	1051.1	1066.8	1111.3
44	1111.3	1104.9	1104.9	1111.3	1155.7
46	1162.1	1152.7	1168.4	1162.1	1219.2
48	1212.9	1209.8	1206.5	1219.2	1270.0
50	1263.7	1244.6	1257.3	1270.0	-
52	1314.5	1320.8	1308.1	1320.8	-
54	1358.9	1352.6	1352.6	1378.0	-
56	1409.7	1403.4	1403.4	1428.8	-
58	1460.5	1447.8	1454.2	1473.2	-
60	1511.3	1524.0	1517.7	1530.4	-

- all dimensions in mm
  - inner ring thickness between 2.97 and 3.33 mm
  - tolerance of inner ring  $\pm 3.0$  mm
  - inner ring for use with pipe walls of 9.53 mm and thicker
- <sup>1)</sup> There are no flanges from NPS 50 and larger

Inner ring dimensions for spiral wound seals - ASME B16.47 - Series B					
Nominal width	Class				
NPS	150	300	400	600	900 <sup>(1)</sup>
26	654.1	654.1	654.1	644.7	666.8
28	704.9	704.9	701.8	685.8	717.6
30	755.7	755.7	752.6	752.6	781.1
32	806.5	806.5	800.1	793.8	838.2
34	857.3	857.3	850.9	850.9	895.4
36	908.1	908.1	898.7	901.7	920.8
38	958.9	971.6	952.5	952.5	1009.7
40	1009.7	1022.4	1000.3	1009.7	1060.5
42	1060.5	1085.9	1051.1	1066.8	1111.3
44	1111.3	1124.0	1104.9	1111.3	1155.7
46	1162.1	1178.1	1168.4	1162.1	1219.2
48	1212.9	1231.9	1206.5	1219.2	1270.0
50	1263.7	1367.0	1257.3	1270.0	-
52	1314.5	1317.8	1308.1	1320.8	-
54	1365.3	1365.3	1352.6	1378.0	-
56	1422.4	1428.8	1403.4	1428.8	-
58	1478.0	1484.4	1454.2	1473.2	-
60	1535.2	1557.3	1517.7	1530.4	-

- all dimensions in mm
  - inner ring thickness between 2.97 and 3.33 mm
  - tolerance of inner ring  $\pm 3.0$  mm
  - inner ring for use with pipe walls of 9.53 mm and thicker
- <sup>1)</sup> There are no flanges from NPS 50 and larger

# Individually made according to customer requirements

## Order example:

Spiral-wound seals with centering and inner ring, as well as EC zone (diffusion barrier or maintenance of electrical conductivity)  
MMD-SWG-CR-IR-EC  
DN 80  
PN10-40 according to EN 1514-2  
1.4541/graphite/PTFE

Orders are also possible according to sample gasket or drawing.



## Satisfied customers are our incentive!

We achieve this, because we are committed to the needs of our consumers, we listen to them and produce exactly the metal gaskets that exactly meet their requirements for pressure, temperature and medium resistance.

## Your advantages

- most modern production technologies
- every gasket tested and certified
- technical consulting and training
- all orders shipped within 24 hours
- fast assembly due to high fitting accuracy
- All gaskets are guaranteed Made in Germany!

## Use our ...

- experience
- technologies
- designs and calculations
- trainings
- cooperation partners



**Möller-Metalldichtungen GmbH** | Brunnenweg 10 | 39444 Hecklingen  
phone: +49 3925 37890-0 | fax: +49 3925 930037  
e-mail: moeller@moeller-md.de | [www.moeller-md.de](http://www.moeller-md.de)

